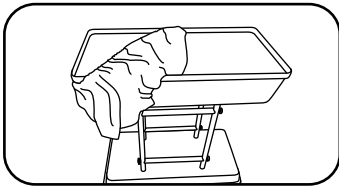


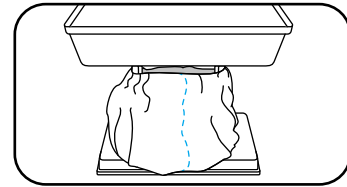
TRAVEL CASE COUNTER



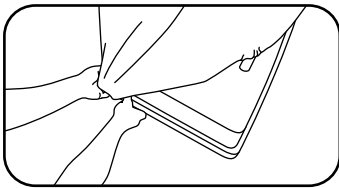
1 Stretch wrap over the top section of the counter so it drapes between the top and bottom sections.



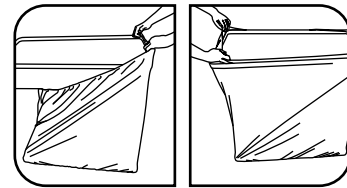
2 Align seam to be centered on the back side of the counter.



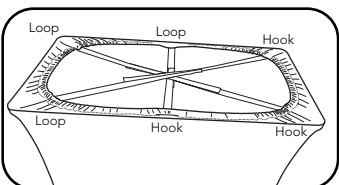
3 Stretch cover over bottom section of counter.



4 Stretch wrap over top section of counter.



5 Use velcro to pull corners, front, and back edges together.



6 Place top on counter and press down until it sits flush with top of case.

